

Sizing and how to measure

Measure yourself using the following guidelines to ensure you receive the right size clothing.

Order the size that corresponds to your body measurements.

If your chest/bust size is 36" you should order a 36" shirt, sweater or jacket.

Tailoring allowances have been made for a comfortable fit.

Measuring

Take the time to measure carefully. Ask someone to help and use a tape measure.

Keep the measure taut, but not tight and check your measurements against the size charts.

Head gear

Measure your head by holding a tape to fit snugly around the head, over the forehead and just above the ears. When ordering please use metric sizing.

Men's caps

Metric (cm)	53	54	55	56	57	58	59	60	61
Imperial size	6 ⁷ / ₈	6 ³ / ₄	6 ⁷ / ₈	7	7 ¹ / ₈	7 ¹ / ₄	7 ³ / ₈	7 ¹ / ₂	7 ⁵ / ₈

Women's hats

Metric (cm)	53	54	55	56	57	58	59	60	61
Imperial size	6 ¹ / ₂	6 ⁵ / ₈	6 ³ / ₄	6 ⁷ / ₈	7	7 ¹ / ₈	7 ¹ / ₄	7 ³ / ₈	7 ¹ / ₂

Cadet beret

Metric (cm)	48	49	50	51	52	53	54	55	56	57	58	59	60	61	62
Imperial size	6	6 ¹ / ₈	6 ¹ / ₄	6 ³ / ₈	6 ¹ / ₂	6 ⁵ / ₈	6 ³ / ₄	6 ⁷ / ₈	7	7 ¹ / ₈	7 ¹ / ₄	7 ³ / ₈	7 ¹ / ₂	7 ⁵ / ₈	7 ³ / ₄

Male Cadet and men's trousers

Measure your waist around the natural waistband. For the inside leg measurement take a pair of trousers that you consider a good fit, lay them on a flat surface and measure from the crotch down the inside seam to the hem of the trousers. Inside leg measurements are as follows:

Short – 29"	Regular – 31"	Long – 33"
-------------	---------------	------------

Waist size (inches)	26	28	30	32	34	36	38	40	42	44	46	48
Short	26S	28S	30S	32S	34S	36S	38S	40S	42S	44S		
Regular	26R	28R	30R	32R	34R	36R	38R	40R	42R	44R	46R	48R
Long		28L	30L	32L	34L	36L	38L	40L	42L	44L	46L	48L

To order please quote product code and size, eg. U14005-36-R

Men's jacket

Measure your chest around the fullest part, under the arms and over the shoulder blades. Jackets are available in three fittings; short, regular and long. An approximate height guide to help you:

Short – 5'7"- 5'9"	Regular – 5'9"- 5'11"	Long – 5'11"- 6'2"
--------------------	-----------------------	--------------------

Chest size (inches)	34	36	38	40	42	44	46	48	50	52
Short	34S	36S	38S	40S	42S	44S	46S			
Regular	34R	36R	38R	40R	42R	44R	46R	48R	50R	52R
Long		36L	38L	40L	42L	44L	46L	48L	50L	52L

To order please quote product code and size, eg. U14000-36-R

Female Cadet and women's trousers

Leg length – 32"

Retail size	6	8	10	12	14	16	18	20	22	24
Waist size	22"	24"	26"	28"	30"	32"	34"	36"	38"	40"

To order please quote product code and size, eg. U14021-14

Female Cadet and women's no. 1 dress shirt

Retail size	4	6	8	10	12	14	16	18	20	22	24
Bust size	28"	30"	32"	34"	36"	38"	40"	42"	44"	46"	48"
European size	32"	34"	36"	38"	40"	42"	44"	46"	48"	50"	52"

To order please quote product code and size, eg.

Female Cadet U14066-4 or U14072-14

Women's U14046-6 or U14051-24

Female Cadet and women's skirt

Measure your waist around the natural waistband.

Skirt lengths (including waistband) are shown below:

Waist size (inches)	22	24	26	28	30	32	34	36	38	40
Hip size	32	34	36	38	40	42	44	46	48	50
Skirt length										
19"	3									
21"	3									
23"		3	3							
25"		3	3	3	3	3	3	3	3	3
27"			3	3	3	3	3	3	3	3
29"				3	3	3	3	3	3	3

To order please quote product code and size, eg. U14015-24-25

Women's jacket

Measure your bust around the fullest part. Jackets are available in three fittings. An approximate height guide to help you:

Short – 5'1"- 5'4"	Regular – 5'4"- 5'8"	Long – 5'8"- 5'11"
--------------------	----------------------	--------------------

Bust size (inches)	32	34	36	38	40	42	44	46	48
Short	32S	34S	36S	38S	40S	42S	44S		
Regular	32R	34R	36R	38R	40R	42R	44R	46R	48R
Long		34L	36L	38L	40L	42L	44L	46L	48L

To order please quote product code and size, eg. U14010-36-R

Generally our sizes correspond to normal retail chest sizing.

XXS	XS	S	M	L	XL	XXL	XXXL
24-26"	28-30"	32-34"	36-38"	40-42"	44-46"	48-50"	52-54"

If you are uncertain of your size please contact Customer Services for assistance.

Made to measure

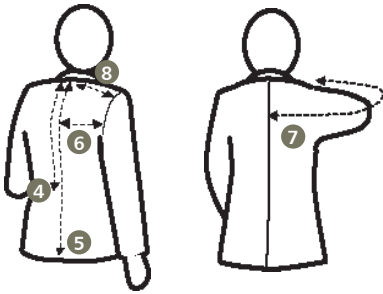
A made to measure service is available for most garments. This form gives full instructions on how to measure and also requests additional information to help us provide the perfect fitting garment. To order, please ensure you complete both sides of this form.

Please measure carefully

Take your measurements very carefully. Ask someone to help you – it's the only way to get the correct size and first time fit. Do not make any "tailoring allowances". The tape measure should be snug around the part to be measured – not tight and not slack.

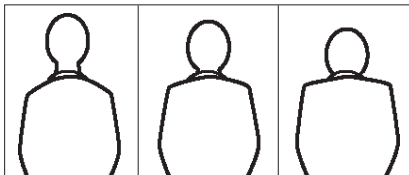
Before ordering from our made to measure service please check to make sure your size is not available from our wide range of catalogue sizes and fittings.

For more help and information please contact Customer Services on 020 7278 7888.



Description of shoulders and neck

Please indicate which shape most closely approximates your own



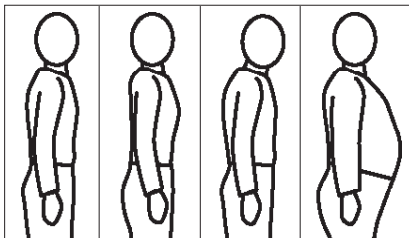
Sloping shoulders, long neck

Normal or regular shoulders, medium neck

Square shoulders, short neck

Description of figure

Please indicate which shape most closely approximates your own



Normal

Erect, narrow back

Round back, head forward

Full body, prominent abdomen

Do you have any other physical characteristics we should consider to ensure a perfect fit?

Height _____

Weight _____

Shop size _____

Please indicate product code required (see overleaf for full order form).

Jackets	Men	Women	Product code	Cm
1. Chest/bust – measure over a shirt keeping the tape level				
2. Waist – measure over a shirt, not trousers or skirt				
3. Hips – measure over the fullest part, about 25cm below the waist				
4. Neck to waist – measure over a jacket from the base of collar seam to natural waist				
5. Jacket length – measure from base of collar seam to length required				
6. Half back – measure over a jacket from centre back to shoulder seam				
7. Sleeve – measure over a jacket from centre back (keeping arm bent) to wrist bone				
8. Shoulder seam – measure from the collar seam to the shoulder seam.				
Trousers	Men	Women	Product code	Cm
2. Waist – measure over a shirt, not trousers or skirt				
3. Hips – measure over the fullest part, about 25cm below the waist				
9. Inside leg – measure from crotch to the top of the heel on the shoe or take a pair of trousers which fit comfortably – lay them flat and measure the inside seam				
10. Outside leg – measure from top of trousers at the waistband to top of the heel of the shoe.				
Skirt			Product code	Cm
2. Waist – measure over a shirt, not trousers or skirt				
3. Hips – measure over the fullest part, about 25cm below the waist				
11. Length of skirt – measure over a skirt from the centre of waistband to length required.				
Cap/hat	Men	Women	Product code	Cm
12. Measure your head by holding a tape measure to fit snugly around the head, over the forehead and just above the ears.				
Adult shirt	Men	Women	Product code	Cm
Cadet shirt	Men	Women	Product code	Cm
1. Chest/bust – measure over vest or slip keeping the tape level				
2. Waist – measure over vest or slip, not trousers or skirt				
3. Hips – measure over the fullest part, about 25cm below the waist				
5. Length – measure from base of collar seam to length required				
6. Half back – measure from centre back to shoulder seam				
7. Sleeve – measure over a jacket from centre back (keeping arm bent) to wrist bone (long sleeved) or elbow (short sleeved)				
8. Shoulder seam – measure from collar seam to the shoulder seam				
13. Shirt neck size.				

For additional made to measure order forms please contact Customer Services.

